


Study guide 2010

Hermetic Order of the Temple of Starlight®
© Ina Cüsters-van Bergen
www.templeofstarlight.eu



The Order of the Exalted Land

Unifying the Two Lands – part a





Study guide
Hermetic Order of the Temple of Starlight®
Ordo Templi Lucis Asterum

The Order of the Exalted Land

Towards the First Degree
The Teachings
of the First Order

Unifying the Two Lands
Ina Cüsters-van Bergen



Hermetic Order of the Temple of Starlight ® 2009
Text © Ina Cüsters-van Bergen 2009

All rights reserved. No part of this book may be reproduced, stored in a retrieval system or transmitted in any form or by any means, electronic, mechanical, photocopying, recording, or otherwise, without the prior permission in writing of the copyright owners.

ISBN 978-90.861.20.598

A catalogue record for this book is available from the Koninklijke Bibliotheek in The Hague, The Netherlands.

Published by:
Hermetic Order of the Temple of Starlight 2009,
Waterwerk 80
3063 HB Rotterdam
The Netherlands

Visit our website;
WWW.templeofstarlight.eu

This book contains the Introduction of the internal material First Degree Course of the Ordo Templi Lucis Asterum in High Magic and the Western Mystery Tradition



Content

Part 1. Introduction	8
1. The Outer Court and the Inner Court	8
2. What is the Outer Court? Lectures, Classes, intensive weekend workshops	9
3. And what is the Inner Court? The Training towards the First Degree	10
4. The Correspondence Course & Practical classes	11
5. Students throughout Europe	11
6. The Great Work	12
Part 2. The Study Course for the First Order	15
7. The First Year	15
8. The Second Year	16
9. The Third Year	16
10. The Fourth Year	17
11. The Fifth Year	17
Part 3. The Basics of the Training	18
12. Magic, the Basics - First Semester	19
Lesson 1 Magic, the Basics. Creating a Foundation	19
Lesson 2 The Magical Circle. The element Air	19
Lesson 3 The Magical Circle. The element Fire	19
Lesson 4 The Magical Circle. The element Water	19
Lesson 5 The Magical Circle. The element Earth	20
13. The Entrance to the Astral Plane - Second Semester	21
Lesson 6 Malkuth: The Vision of the Holy Guardian Angel	22
Lesson 7 Malkuth: Working with the Energies of the Earth	22



Lesson 8	The Gateway to the Universe	22
Lesson 9	Yesod: The Vision of the Machinery of the Universe	22
Lesson 10	Yesod: The Moon mysteries	22
14.	Generating Magical Power – Third Semester	24
Lesson 11	Raising Fire	24
Lesson 12	The Lord of the Fire in the World	25
Lesson 13	Hod: The Book of Secrets	25
Lesson 14	Hod: The Keeper of the Treasure Box	25
Lesson 15	The Tides of the Primordial Spirit	25
15.	The Call of the Spirit Guides – Fourth Semester	26
Lesson 16	The Sea Mother	26
Lesson 17	The Purification Mountain	26
Lesson 18	Netzach: The Temple with the Lady with the Shining Face	26
Lesson 19	Netzach: The Garden with the Two Fountains	27
Lesson 20	The Sacrifice of the Son of the Morning	
16.	Pyramid Skirt of the Priest King - Fifth Semester	28
Lesson 21	The Rainbow Bridge	28
Lesson 22	The Seven Stages of Death	28
Lesson 23	Tiphareth: The Birth of the Priest King	29
Lesson 24	Tiphareth: The Fisher King	29
Lesson 25	Tiphareth: The Child, the King and the Sacrificed God	29
17.	The Island of Fire - Sixth Semester	30
Lesson 26	Baptism in the Primordial Ocean	30
Lesson 27	The Hall of Judgment	30
Lesson 28	Geburah: The Warrior of God	30
Lesson 29	Geburah: Sekhmet when she dances	30
Lesson 30	The Seven Inexorable Powers	31
18	The Inner Paradise – Seventh Semester	32
Lesson 31	The Temple Not Made By Hands	32
Lesson 32	The Daughter with the Flaming Sword	32



Lesson 33	Gedulah: Corona Stellarum Duodecim	32
Lesson 34	Gedulah: The Twin Temples of Atlantis	32
Lesson 35	Build a Boat for the Great Flood	33
19.	The Dark Night of the Spirit - Eight Semester	34
Lesson 36	The Sword in the Stone	34
Lesson 37	The Crown of the Priest ing	34
Lesson 38	The Law of the Sea Kings	34
Lesson 39	Daath: The Great Abyss	35
Lesson 40	Daath: The Empty Room	35
20	The Marriage between Heaven and Earth – Ninth Semester	36
Lesson 41	The Marriage between Heaven and Earth.	36
Lesson 42	Binah: The Mother of Sorrows	36
Lesson 43	Binah: Manna from Heaven	36
Lesson 44	Chokmah: The Heavenly Palaces.	36
Lesson 45	Chokmah: Bringing down divine gifts	
21.	The Crown of Creation – Tenth Semester	38
Lesson 46	Let the Divine Light descend!	38
Lesson 47	The House of Bread	38
Lesson 48	The Journey of the Fool	38
Lesson 49	From Kether to Malkuth: Creation Myths: Enuma Elish	39
Lesson 50	From Kether to Malkuth Creation Myths: Genesis	39



Part 4 Ritual Magic Workshops	40
The Way of the Wise	40
The Road to the Gods	40
Through the Pillars of Eternity	40
Part 5 The Initiation Degrees	41
The First Order: The Order of the Exalted Land	41
The Portal Grade: The Builders of the Temple	41
The Second Order: Order of the Exalted House	41
The Third Order: Order of the Palace of Stars	42
Preparation to the First Degree	42
Entering into the First Order	42
Part 6 The Robes and Grades	43
Robe of the Hermetic Order of the Temple of Starlight	44
First Order: Order of the Exalted Land	46
Portal Grade: The Builders of the Temple	48
Second Order: Order of the Exalted House	49
Third Order: Order of the Palace of Stars	50
Towards the First Degree	51



Part 1

Introduction

1. The Outer Court and the Inner Court

The Hermetic Order of the Temple of Starlight is a modern Western Mystery school. We teach High White Magic. This type of magic is also called the 'Yoga of the West'. The Hermetic Order of the Temple of Starlight gives you instruments which will give you access to the path of your spiritual growth.

We are a Contacted Initiation Order. We teach you to exalt your soul to high states of mystical consciousness. The methods we use are meditation, contemplation, prayer, pathworking and ritual.

Within the Temple of Student you will get the opportunity to work as a student under the guidance of trained Magi. You can practice and work towards your degrees. You will walk in the footsteps of a line of initiates who walked this path in the millennia before you. We teach the Western Mystery Tradition in different European countries.




2. What is the Outer Court?

Lectures, Classes, intensive weekend workshops

You can compare the structure of our school with a tower which has a spiral shaped road encircling it.

The landscape surrounding the school we call the Outer Court. This is the Land of the Seekers for the Wisdom Teachings. It is the land where the people that are active in the 'New Age World' seek to develop their skills. The place where people who seek for a spiritual training within a Tradition or a Mystery School look for organizations or teachers. In this land all kinds of courses, workshops, covens, orders and Hermetic and Gnostic societies can be found.

The Hermetic Order of the Temple of Starlight is such an Order. Our name in Latin is Ordo Templi Lucis Asterum. We are a Magical Order coming forth from the line of the Golden Dawn.



In this landscape we are active to make it possible for our future students to find us and to get to know us. Here we advertise our Order by giving lectures, we are present at conferences, we give classes and intensive weekend workshops. In this way we enable future students to train together with us.

People who get interested in our work can in this way get to know us. They can get familiar with the way in which we teach, and they can get a taste of what might lie ahead when they enter into our training program.

We have courses that teach you how to set the first steps in this tradition. In our weekend workshops you will get a taste of the wealth of the Western Mystery tradition.



You will get insight in the power and spirituality of the traditions of our ancestors who lived in classical times. You will get inspired and learn to hear the voices of the old Gods. You will learn to feel the power of magic rushing through your body.

3. And what is the Inner Court?

The Training towards the First Degree

But maybe you want to train in a structured way? Maybe you seek the deeper layers? Maybe you want to become an Initiate in the future and become a member of an Occult Order? Then we offer you a program that will make it possible for you if you want to spend time and effort on your spiritual training. When you live nearby you can visit the practical classes. When you live further away you can study through our correspondence course – or you combine the two. So if you want to visit our temple, and experience what we have to offer, you can open the door to our temple and step inside.

You can visit us as a guest and maybe you become a Neophyte. This opens the way to an unforgettable adventure. You enter the building through the front door at the ground floor level. You simply ask for permission to enter, and stay as long as you feel comfortable. If you work consequent and you feel love for the Great Work you will gradually climb the staircase surrounding the building and you enter the temple at the First Floor.

By that time you will have completed your first year training. This Temple gives access to the Brotherhood of the First Order. It is called

The Order of the Exalted Land

This part of the training takes you gradually towards your First Degree. You will find the description of the lessons in this paper.



4. The Correspondence Course & Practical classes

Through our Outer Court activities you can find us in the world of the New Age Centurms and Conferences. Everyone can participate in our weekend workshops, and in the classes that we offer. Our Outer Court activities form bridges towards the Inner Court of the Order, and you can enter there gradually by commitment.

In these information brochures you will learn how our lectures, workshops, practical classes and our correspondence course are connected, and how they form bridges between the seekers and the Order.

You will get an idea of the material that is available. It is also possible to ask us to design a workshop if you host a group with a special interest.

5. Students throughout Europe

When you live further away and you are not able to attend our meetings regularly, you can ask for admittance to the correspondence course. When you are accepted as a student, you start to work under the guidance of a supervisor. This is almost always an Initiate of the Order.

We also offer the possibility to contact your supervisor personally through email. At the same time some of the basic techniques will be explained at the Ritual Magic Workshops which are organized regularly by the Hermetic Order of the Temple of Starlight. They are opportunities for students of the correspondence course to see the techniques of group magic and to practice with them together with fellow students.

We organize them in the Netherlands and in Germany, but when there is a sufficient amount of interested students somewhere else, we will teach them in other countries as well. You can attend these workshops as well during the Preliminary Course as during the First Degree Course.



You will find the dates on which these courses are planned under the button 'Activities' of our website. Also you will find there information about the topics which will be taught.

6. The Great Work

During every lesson of the Hermetic Order of the Temple of Starlight you learn Magical techniques. These techniques are always supportive to your spiritual development: that higher goal we call the Great Work.

In our school Magical techniques are not applied as a means to material greed. Application of Magical techniques to this end are always under discussion. That is why I do not lay emphasis on the description of these techniques in the description of the course, but on the inner development that this course induces.

Are you willing to be tested?

This question must be asked by every aspiring Magician. Not only do the Inner Planes test what material they are working with, but also the school divides in knowledge and level of quality.

We give homework so that you can speed up your development. Our supervisors read the diaries and people who are capable of coming to the practical lessons learn the details of ritual. By means of these diaries and through observation we can see where people are on their road to spiritual development. This road has measurable steps, and consists of theoretical and practical abilities.

Certificates

Every year of practical classes consists of two semesters of each five lessons. Ten of these meetings teach the material of one year of study. It does not matter at what point you start attending them. You can step in at any point.



When you do the correspondence course you ask your supervisor for a certificate every time you have finished a series of 10 lessons and you ask for admittance into the next study year.

When you receive the certificate you make a token to wear on your ritual robe: on the black belt (see separate paper).

Working on the correspondence course we assume that you work in your own tempo. You know best how to fit the course into your own life, and you know how often and intensive you want to practice the exercises. When you have completed 10 lessons you have completed one year of study. We advise you to incidentally sign in for a weekend workshop or a teaching class, to see how the practical work is done. In this way you tune into the Eggregore of the Order, and get to know fellow students and supervisors. To receive the First Degree initiation you need to have attended the three Ritual Magic Workshops.

If you are interested in becoming a student you can go for further information to 'Enrolling as a Student'. If you want to have more information you can email your questions to info@templeofstarlight.eu

During your training towards the First Degree you can use this prospectus as a guide, and you can note down dates when you complete lessons.



Part 2

The Study Course of the First Order

1. The First Year: Neophyte - ▽

Alchemical Earth.

During the first year you learn how a temple works. You learn how to move in it. You learn the routines of a temple. During the first year you learn the basics behind the Tree of Life. You will experience it from the praxis. We do not believe in dry theoretical models. You start to internalize symbols and you start to practice with daily magical exercises. You learn a few basic exercises. After this year you can ask for admittance into the Brotherhood. When



you attend the practical classes you can ask for the Installation Ceremony¹.

After this first year you can at any time ask assistance of the school when you want to found a little practical group with some interested people in your own environment. Then you ask for the instructions of the 'Star Temple Ritual'.

8. The Second Year - ▽

Alchemical Water

During the second year you will learn to travel on the astral level. You work with your Magical Personality. You get to know guides on the Inner planes. You now know how to open and close a temple. You start building a daily discipline in your magical work. You gradually get into contact with the Magical Reality that is behind the normal world.

9. The Third Year - △

Alchemical Air

During this year you will start to get experience in traveling on the astral level. You will make a connection with your Holy Guardian Angel. You will master basic techniques like 'Rising on the Planes'. You will have developed a daily discipline in magical work. A stream of energy starts to flow gradually through your body. You start to feel this Magical Power physically. You start to get a beginning connection with the 'Contact' behind the School.

¹ An installation ceremony is a welcome ceremony into the Order. It must not be confused with an initiation ceremony, which is the anointment into the Priesthood of the Order.



10. The Fourth Year

Alchemical Fire

In this part of the Main course you learn to work with all the energies that you practiced in the lessons before. All your knowledge is lifted to a higher level. You work with applied White High Magic. It is a year in which your soul will get adjusted to a higher pitch. This can cause disturbances in your daily life. You will be tested. Are you capable of dealing with the normal problems of your life from a spiritual angle? This is a challenging year. But always there is the White Brotherhood to support you, and you Brethren and Sorrows of the temple are there to support you with their love. When you pass the test of the Fourth Year, the road goes steeply upward. When you have the theoretical and practical background of the fourth year, you may ask for the brochure with the guidelines for Initiates. This will prepare you on your road towards the initiation if you wish.

11. The Fifth Year

Alchemical Element Spirit

When you have passed the tests of the fourth year, you will come on a road that goes steep upward. Now you make a great progress in your spiritual development. You regularly feel the moments of ecstasy. They do not come at unpredictable moments, but you feel them coming, and they come regularly. They are part of your life and you long for that feeling. In the meditation diary that you send to your supervisor will be seen a quality that was not there earlier. This becomes more and more obvious. In the rituals that you perform this energy will become visible in your aura.

You grow towards your first degree initiation. The road to that point will take you five years of practice. The initiation changes you as a person and as a spiritual being.

When you have reached the First Degree you can work further to higher degrees. The requirements for those degrees will not be published. Those belong to the secrets of the Temple.



Part 3

The Basics of the Training

12. The Magical Circle, the Seed of the Tree of Life

First Semester

This Foundation course is the first part of the Correspondence course. The course consists of five lessons which will take at least a month to complete. During this course you will learn to use some basic Magical techniques. You start to work with symbols and mythology. You will work with the four elements and you learn how to build your own Magical Circle. You see how to make your own Magical instruments. You will learn several breathing and visualization techniques which you can use for your Magical work. Techniques which you will start to use during meditations and simple rituals.

You will learn how to perform the basic rituals. There are a lot of books about Magic, but the essential knowledge is still taught



'mouth to ear'. This is why you will be working together with experienced Magicians. Personal coaching is included in the price of every lesson. In practice this means that you make diaries of your Magical work, and a personal supervisor will give you feedback on your work.

Lesson 1 Magic, the Basics, creating a foundation

In this lesson you will find an introduction to the course and into Magic. You will find pathworkings which will place your foot on the Path you have chosen, articles about different aspects of Magic. You will start doing relaxation exercises and making your first Magical tools. You will learn the inner meaning of the tools you make.

Lesson 2 The Magical circle. The element Air

In this lesson you will start to build up the Magical Circle, and you will start to work with the first of the four elements; Air. Also you will learn some basic principles which underlie the Laws of Magic. You start with the first Mudra's and pathworkings will take to the Inner Levels of the element Air.

Lesson 3 The Magical Circle. The element Earth

In this lesson you will make a start with learning the basics of the Qabalistic Tree of Life. The Mandala of the Tree of Life will take you right through the First Degree Course, so this lesson will only cover the basic principles. You will learn to work with so called 'seed sentences' to get access to the Tree. After that you will learn about the Inner Levels of the Element Fire, and through pathworking getting access to those levels.

Lesson 4 The Magical Circle. The element Fire

In this lesson you will make a start with learning the basics of the Qabalistic Tree of Life. The Mandala of the Tree of Life will take you right through the First Degree Course, so this lesson will only cover the basic principles. You will learn to work with so called 'seed sentences' to get access to the Tree. After that you will learn about



the Inner Levels of the Element Fire, and through pathworking getting access to those levels.

Lesson 5 The Magical Circle. The element Water:


This lesson teaches about some basic rules for a healthy development of psychism. You will learn the meaning of the Inner levels of the Element of Water. Through pathworking you will get contact with those Inner Levels. You will learn more about meditation and the different planes you can contact. You will go further with learning the Mudra's which belong to magical work, and you will start to learn the Middle Pillar Exercise.

If you want to continue with the Main course you now ask for the brochure 'Grades of the Hermetic Order of the Temple of Starlight' and 'Towards the First Degree'.



13. The Entrance to the Astral Plane

Second Semester



Now you start with the main course of the Hermetic Order of the Temple of Starlight. It is a long road that will take you five years to complete. The lessons are structured around the Magical Qabalah. During every lesson you will be working on a specific area of the Tree of Life. You find the relation between the lessons and the Tree of Life at our website.

You can join the practical training group at any time, since those lessons are each complete modules. Practiced together their connection will become clear to you and you will start to profit from the system that connects these lessons.

Like a normal tree the Qabalistic Tree has a juice stream that goes upward. New students can join the existing group and go upwards on the existing stream. For the practical lessons it does not matter whether you join the group in Malkuth or in Da'ath.

The lessons follow the path going upwards along the Qabalistic Tree. The Qabalists say that Kether is the Malkuth of the Tree that is on top of the first one. The lessons never start 'at the beginning'. They only get better. For this reason you will never have missed 'the beginning', and you will never get a lesson 'double'. When you want to join the practical group you need to realize that it takes a few lessons to get into the flow of these lessons.



- Lesson 6 Malkuth: The Vision of the Holy Guardian Angel
Lesson 7 Malkuth: Working with the Energies of the Earth

Every Sephirah will be discussed in two lessons. The Sephirah who forms the lowest sphere of the Qabalistic Tree is called Malkuth. It is the Sphere of the Earth. The mythology that is connected to the earth is very important in Magic. The Earth is seen as holy as all the higher Sephiroth. In all the spiritual exercises you will make a connection with the Earth to keep yourself firmly grounded. When we have firm roots in this earth, our tree can grow higher without getting unbalanced. In this way we can safely undertake our journey towards the Heavens.

- Lesson 8 The Gateway to the Universe

Now that you are firmly rooted in the Earth it is time to make a connection with Heaven. This we will do with small steps. The path to the Universe makes this connection between the Earth and the Starry Heavens. The Path to the Universe makes that connection and this gives you access to the Astral World. In this lesson the student makes his own connection with the Divine World.

This is the path of the self dedication to the Great Work. The Great Work is the name that is given to the Spiritual Development. Do you really want to dedicate yourself to the Work? It is nice to look around you and know about different traditions. But do you dare to enter into deep waters and really connect yourself with divinity? For the ones who want this, this lesson opens the road to the Treasure House of the Inner World.

- Lesson 9 Yesod: Vision of the Machinery of the Universe
Lesson 10 Yesod: The Moon mysteries

During the lessons about the Sephiroth Yesod you gradually build up the Moon temple within yourself. In this Temple live Gods and Goddesses who are associated with the Moon. The temple is inhabited by angels, and the Archangel Gabriel is in charge. In these lessons you learn to observe the tides of the Cosmic Ocean. You learn to feel the tides in yourself and you learn to observe them around you. In the mean time you learn to work with techniques which will help you to develop seership.



In Yesod you meet the Goddess who will purify you on the rhythm of the Moon. But the Moon is but the surface of this temple. Get to know the deeper layers of this beautiful sphere and discover the Foundation of the Universe.



14. Generating Magical Power

Third Semester

Lesson 11 Raising Fire

Like the Holy Cobra you move from left to right upwards on the Tree of Life. Slowly you climb. On your way upwards the snake dances from left to right; from light to darkness. From male to female. From Yin to Yang. All opposites need to be balanced to take the next step upwards. While you do this you will enter into a purifying fire. That is not always easy. But by putting your soul on the Altar of Purification and clean it with Light, you create a stream of raising Light. This power will help you to climb upwards.

In this lesson you will start to feel the first currents of this raising fire that from now on is going to bubble upwards in small streams. You recognize it by sudden realizations and peak experiences.

The snake that climbs the tree has different names in the old mystery traditions. The ones among you who have studied Eastern Philosophies know her as Kundalini Shakti. In this lesson the Snake starts to rise.

Lesson 12 The Lord of the Fire of the World

The mythological theme of this lesson is 'Stealing fire from Heaven.' What do you do if you achieve wisdom for which you need an inner ripeness to deal with these powers. When you make mistakes, you are still held responsible for the consequences. Everybody who looks around in the modern society can give examples where knowledge is not applied correctly, or even abused.

In Magic this theme is very important. You can read about magical techniques for initiates and adepts. For you remains the question whether YOU are in this situation the right person to work with these techniques. An important credo in Spiritual Magic is 'Make haste slowly.' Practice in becoming humble.



Lesson 13 Hod: The Book of Secrets

Lesson 14 Hod: The Keeper of the Treasure Box

The two lessons that deal with Hod learn you the importance of reading the signs in nature around us. They learn us how you can hear the Voices of the Gods in these signs.

When you know how to read these signs, you can start working with the so called Transformation Spells. You learn to use the energies of minerals, plants, animals etc. to get information from Gods and Angels.

You learn how you get access to the experiences of the Magicians who have lived before our times. They build bodies of light which they used to travel through the Inner Worlds. In these lessons you learn how to create simple light bodies to work Out-of-Body.

Lesson 15 The Tides of the Primordial Spirit

This lesson is described by students as 'revealing'. This lesson opens your consciousness to the unseen undercurrents of life. The interactions which manifest on an energy-level between people can be a disillusion. Your image of what is going on between people needs to be adjusted. It is not only gold that shines.

But be aware! When you look around you and see what is happening between people you will see yourself in the mirror. There is a lot of work to do for everybody.



15. The Call of the Spirit Guides

Fourth Semester

Lesson 16 The Sea Mother

This Path connects the Treasure house of Images with the Temple of the Goddess of Love. No wonder that it is difficult to find the road here. The chance to get lost in illusion is very high here. Seduction is the main danger, as well literally as symbolically. The art that you need to practice here is to fish for jewels in the waters of astral seduction. Some people meet their new partners here.

Now you are starting to notice that the images in your meditations come to life. It is like you have found a sender for psychic energy and you are getting the messages of the paths and the Sephiroth clearer. Slowly you are noticing that the inner images tend to influence outer events. This is a parallel process that becomes stronger when you get more trained.

Tzaddi is the Stars!

The famous Magician Aleister Crowley had the opinion that the connection between the path of Tzaddi and the tarot card was wrong. We do not share this opinion.

Lesson 17 The Purification Mountain

The road between Hod and Netzach is generally regarded as a difficult path. Every time we grow our ego tends to lift with the current. As Magicians this has our undivided attention. It is one of the pitfalls of the Road of the Magician. That is why we constantly purify ourselves from our ego. We want to prevent that the road to the Gods and Angels that we so carefully build, suddenly collapses under the weight of an overweight ego.



Purificato

We shake our tree regularly to see if we are still rooted in the earth and to shake off any rotten apples. When the road is difficult on this path, think that the Tree of Life is rooted deep in the Earth. It will not fall down. Only superfluous things will be shaken off.

Lesson 18 Netzach: The Temple of the Lady with the Shining Face

Lesson 19 Netzach: The Garden with the Two Fountains

This Temple is consecrated to the Goddess of Love. She is beautiful and unapproachable. In her temple are two fountains from which fresh water flows. When you drink from one source you will taste Delight. The other source causes Bitter Tears and deep sorrow. Here you will meet the Invisible Beloved. He turns out to be a guide who will lead you further on the Tree of Life.

In the temple of the Goddess of Love you are tested. You need to sort out the seeds, you need to collect the Golden Wool and you need to get the beauty crème from the Goddess of the Earth. What do these test mean for your spiritual work?

In this lesson you learn that love energy can be transformed to spiritual growth. What do you see of yourself when you mirror yourself in the presence of the Beloved? Meet yourself in the Mirror of Hathor.

Lesson 20 The Sacrifice of the Son of the Morning

Demon est Deus Inversus

When you would ask me what I think is the most difficult path on the Tree of Life I would choose this one. When you do not understand this path properly it can drag you down in the Fall of the Son of the Morning. If you understand his sacrifice his energy changes into a stairway to heaven This Path must be seen in the Light of Divinity that guards it. Under the guidance of the All Seeing Eye itself and the Beloved who leads the way, you can safely travel this road.

Be careful here, do not walk with arrogance where Gods and Angels walk carefully.



16. The Pyramid Skirt of the Pharaoh

Fifth Semester

Lesson 21 The Rainbow bridge Visitas Interiora Rectificando Occultum Lapidem

This lesson you walk the Middle Road. You are on your way to the Sphere of the Sun. On this Middle Road you are guided by angels who help you to climb this steep path. This is one of the most beautiful roads on the Tree of Life. While you climb Jacob's Ladder you now start to profit from this raising spiritual energy. In short flashes you will get lit by shining clouds of divine energy. Realizations about the nature of the Universe, the place of Gods and Angels touch you deeply. You have grown passed the stage of the Neophyte. You are connected to the mainstream and you have been given access to the Brotherhood of White Magic.

You now really start to feel what White Magic brings about in your soul. It makes you hungry for more. The flashes of insight start to come more often in an explosion of joy... But a flash is just a short moment. These short moments of spiritual at oneness leave you alone with a nagging feeling of homesickness. A longing for a unification with the source wherefrom these beautiful experiences come. Your homesickness makes you work even harder for these experiences. You have arrived in the Dark Night of the Soul.

Lesson 22 Seven Stages of Death

The Sages of Old had a totally different view upon death than we have. They regarded Death as being born in Heaven. The spiritual development causes a rising Kundalini-power. This causes the so called 'Spiritual Delights'. These Delights were seen as a forerunner of the Exaltation of the Spirit that happens in the process of dying. This ecstasy they regarded as the vestibule of Heaven. On the path from Malkuth to Hod we met the Holy Cobra, the ancient symbol of raising Magical Power. On this path the Vulture appears. She was



also called Bird mother. She takes you upon her flight to the Kingdom above the clouds.

Lesson 23 Tiphareth: The Birth of the Priest King.

Lesson 24 Tiphareth: The Fisher king.

Lesson 25 Tiphareth: The Child, the King and the Sacrificed God.

The three lessons of the Sephirah Tiphareth form the exact middle of the Tree of Life and they are the part that bring all the different energies together in harmony. The Sphere is located exactly between Malkuth and Kether. Tiphareth is in the center of the Middle Pillar, between the Male and the Female Pillar of the Tree of Life. When you ascend the Tree like in our course, you have accomplished some intensive work in the past months. All these energies are balanced again in the Sphere of the Sun.

Who are the Child, the King and the Sacrificed God. What is the name of the Land over which this king is King? What is the 'Wounded Land', and what exactly is the 'Kingdom of God on Earth?'

When we have balanced these energies within ourselves we consecrate our inner temple and make ourselves ready for the descend of the Solar Teardrop.



17. The Island of Fire

Sixth Semester

Lesson 26 Baptism in the Primordial Ocean.

This path is dedicated to Water. Water in its broadest meaning. Water as the life-giving seas of the Earth. Water in the form of the amniotic fluid of the womb. Water in the form of the Blood of Life, and in the form of the Nectar of the Gods. Why does the Hanged Man of the tarot hangs upside down? What is the nature of ring that Theseus found at the bottom of the Ocean? What is the nature of that Ocean?

Our journey starts in the Water temple of Hod. If we want to know more about the Waters of Life, then we must call the boat.

Lesson 27 The Hall of Judgement

'My Heart, My Mother. My heart that I received from my Mother, do not speak against me in the Hall of Judgement.'

This text is one of the most important texts for an Egyptian Initiate. In the Hall of Judgement the heart of the Initiate is weighted. The heart is summoned to appear, and is put on one of the scales. In the other scale it is balanced with a single feather. This is a feather from the Wings of the Goddess of Truth. Do the scales balance? Or is the heart too heavy?

Lesson 28 Geburah: The Warrior of God

Lesson 29 Geburah: Sekhmet when she dances

The lessons about Geburah often raise eyebrows by students. The first thing they ask is 'does Geburah belong in the Tree of Life?' This is because Geburah is the great scythe hanging in the Tree. Everything that grows out of proportion is cut off the tree by this knife.

The second question students often ask is: 'Why does the Light need to be defended? Is the Light not strong enough of its own?' The answer to this question is summarized in the line of the Dutch poet



Lucebert who says; 'Everything that is of value is defenseless. Without defense the Light would be destroyed by the forces of darkness.

Does something like evil exist? About this and other questions we will talk in these lessons. You will learn basic techniques for Psychic Self Defense and we learn a few of the tasks of the Guardian of the Temple has.

Often within the New Age movement people think that Light and Love is the answer to everything. Light and Love is the answer to a lot of problems, but for some situations we call upon the help of the Warrior of God.

Lesson 30 The Seven Inexorable Powers

The Seven Inexorable Powers are the powers which rule Fate. We see them throughout mythology. The Powers of Fate are seen in several myths as the Seven Sisters, the Daughters of the Night.

In this lesson you learn how to handle these forces. 'Stars incline, but do not force', says a proverb. How can you use these Seven Inexorable Powers to create events that work positive for you? In other words: do you become the creator of your own life instead of surrendering yourself to the Wheel of Fortune?



18. The Inner Paradise

Seventh Semester

Lesson 31 The Temple Not Made With Hands

This lesson is about the Orphic Egg. The creation of this egg is a way to express that the Snake - the Cobra at the beginning of our road - is going to give birth. The Snake gives birth to a flame. This is the flame that the Hermit carries with him on the Tarot card which is connected to this path. With this flame the Hermit walks in front of us and lights our road.

We now have build a strong daily connection with the forces that lead us through the Mysteries. You notice that on this point you have been given a lot of help. You received help from plants, animals, angels and Gods. The Hermit is a Sage and a guide who shows and lightens the path that leads you further.

Lesson 32 The Daughter with the Flaming Sword.

This lesson balances physical, mental and emotional energy. It is a very important lesson that forms the basics of the ethics we need to develop as Magicians. White Magic is not possible without a good developed feeling for ethics. We do not believe in developing dogma's, but we trust on the development of an inner culture. The Light appears on this path where the survival instincts are brought under control by means of the Light.

In this lesson we meditate on paradoxal seed sentences and symbols. In this way you will need to feel with your psychic senses and develop a method to get around reason.

Lesson 33 Gedulah: Corona Stellarum Duodecim

Lesson 34 Gedulah: The Twin Temples of Atlantis

In these two lessons we will make a connection to the highest spheres of the Qabalistic Tree. Here we find the force fields who translate the wisdom of the Guide to a level on which we can



understand them. 'The wish is often the father of the thought', we say in Dutch. How can you divide a real contact from a powerful fantasy? How do you develop your 'spiritual antennae' to that sensibility that you can receive the messages of the Masters? Is it possible for everyone to develop this talent? And are there phases which we can see in the growth of these 'Contacts'?

Lesson 35 Build a Boat for the Great Flood

The myths about the Great Flood are spread worldwide. These myths have a deep esoteric meaning. The roots of these myths take us back to the creation of the Universe itself. This lesson connects us with the Great Mother, the Creatrix of the All. It is one of the roads that takes us over the Great Abyss to the Divine Triangle. The energies we are working with now are very subtle and high. But do not underestimate their effect!



19. The Dark Night of The Spirit

Eighth semester

Lesson 36 The Sword in the Stone

This lesson teaches about the spiritual and esoteric meaning of Courtly Love. Who is this Inner Beloved that walks with us during the lessons? How can we feed this connection and grow? The example and the stumbling block of the partner. The meaning of Divine Love and how this Divine Love has a central place in White Magic. What is the connection with the Baptism in the river Jordan and the appearance of the Fiery Tongues?

Lesson 37 The Crown of the Priest king

During this lesson we build the Crown of the Priest king. We use the Powers of the Word of God. With this word the entire creation came into being. Why was it important for Isis to get to know the Sacred Name of Ra? The Crown of the Priest king makes a connection between you and what you create. This is the path where upon you can experience the old Crowning Rituals.

Lesson 38 The Laws of the Sea Kings

This lesson teaches us the Laws we need to keep in mind when we work with Magical Power. The lesson gives us one of the keys with which we can cross the Great Abyss on the Tree of Life. You can only work safely with Magical Power when you work in unity with the Laws of Harmony.

The forces of this Path teach us the Pillars of Force which we use to do the Magical Work. Mastership over this Path gives us the Chief Adepts Wand. This wand is crowned with the Rams Head, a symbol of Atum-Ra.



Lesson 39 Da'ath: The Secret Path over the Great Abyss.

Lesson 40 Da'ath: The Labyrinth of the Goddess

The lessons that belong to Da'ath take us over the Great Abyss on the Tree of Life. Da'ath is a paradox and for this reason it is difficult to understand. Deep in the hidden sphere of Da'ath is the source of the fountain of Life and from this source life develops and the Tree of Life is growing. But before we get there we need to travel through the Dark Night of Spirit. We can only trust on the guidance of the Beloved who opens the way for us and takes us along paths that remain invisible for us.



20. The Marriage between Heaven and Earth.

Ninth Semester

Lesson 41 Binah: Mother of Sorrows

Lesson 42 Binah: Manna from Heaven

The two lessons of Binah deeply touch the soul. The beauty is almost unbearable. The Messengers of Binah open the Primordial Oceans and a cloud of miracles is poured out over the Temple. You connect yourself now to the LVX Occulta.

This is a Light which is so Divine and exalted that we are unable to see it. Feel the velvet soft caressing touch of the Great Mother.

Lesson 43 The Marriage between Heaven and Earth
The Empress

During this lesson the connection between Heaven and Earth is made. High level spirituality must be rooted in the world. There is no room for escapism on this spiritual path.

The task of the Magician is to ascend to the Mystical heights and to explore them. The next step is to take what he has learned to the Earth. In this way the riches get firm roots in matter.

This lesson teaches about the Holy Marriage, the Hieros Gamos wherein the connection between heaven and earth is affirmed. This marriage is fruitful. Learn about the how and why of the Immaculate Conception.

Lesson 44 Chokmah: The Heavenly Palaces

Lesson 45 Chokmah: Bringing down Divine Gifts

With the help of the Angelic Choir the Auphanim we will make a chariot. This Chariot will enable it for us to travel through the Heavenly Palaces. The technique of 'Rising on the Planes' will get you to the most exalted levels of the Qabalistic Tree The Journey through the Heavens is extremely old magic.



The earliest written sources already mention these experiences. When we have reached this high level, we need to bring the forces down to earth with us. White Magic is very practical. The forces are formgiving forces in essence, and it is the task of humanity to use these heavenly gifts to raise the Kingdom to its highest potential.



21. The Crown of Creation

Tenth Semester

Lesson 46 Let the Divine Light Descend!

This lesson teaches us how from the Divine Unmanifested the creative forces flow into manifestation through the activities of the Goddess. The Goddess clothes herself in Veils of Light and thus she becomes visible for us. She herself is hidden behind these veils. What is the meaning of the Festival of the Lamps that has been celebrated in many cultures?

By means of this path the Sphere of the Sun is directly connected to the Creative Source. By making use of the energies of this path we learn to cloth our Magical Power in the Light of the Logos.

Lesson 47 The House of Bread

This lesson connects the Creative Source with the big formgiving forces. Form becomes the robe in which Divinity clothes itself. Who are you, and how have you build your life and your environment? Can you juggle with the Creative Forces? Are you a Master over the Elements? Or are you commanded by them?

A perfect Mastership over the Four Elements makes you the personalization of the Fifth Element; Spirit. Take responsibility over what happens in your life, and work with the spiritual tools that you have been given during these lessons. And of course with the lesson material that still lies ahead of you.

Lesson 48 The Journey of the Fool

This lesson shows us how we return to earth when we have visited the Highest Heaven of Kether. We have become wise and we have learned the lessons of White Magic. We have seen the Creator from Face-to-Face. And still we are simple fools. The greatest sage is a clown. When we have accessed these heights, we put our wisdom in our buckle and call our dog. We descend and see before us the



depths of the Great Abyss. We need to cross that to return to earth. Kether is simply the Malkuth of the Tree that is on top of it.

The greatest Magician is as big an ascete as the beggar on the street. The Wand of Power is the prop whereupon the Beggar for Spirit leans during his long road through his lives.

Lesson 49 Creation Myths: Enumah Elish

Lesson 50 Creation Myths: Genesis

In these lessons we will talk about the Creation mythology of different pantheons. Because of the importance of these lessons you will get three lessons about Kether. We will look at Kether from the Egyptian Tradition, the Jewish tradition and the Mesopotamian Tradition. This is the source from which all White Magical Power comes forth. The Unification with this source is not only the goal of the Mystic, but also of the Magician. 'Every Magician becomes a mystic in the end' say the White Magicians.

Kether is the highest point of the Tree of life, but at the same time it is the lowest step from the Tree that is right above the first one. This is called Jacob's Ladder. Jacob had a vision in which he saw a ladder. Along this ladder angels walked up and down from the highest heaven to the earth. The ladder of Jacob consists of four Trees of Life standing on top of each other. Every Tree represents one of the Qabalistic levels of Creation. After Kether the lessons will continue..... in Malkuth!!!



Part 4

Ritual Magic

Workshops

The Way of the Wise
The Gateway to the Gods
The Winding Waterway

This is a series of three workshops in which you learn applied ritual magic techniques. You can attend these workshops in any sequence. The workshops are announced at the website. You need to attend all three of these workshops somewhere along the road towards your first degree.



Part 5

The Initiation

Degrees

When you have reached the First Degree you can work further to higher degrees. The requirements for those degrees will not be published. That really belongs to the secrets of the Temple. But I can give you the names of the different orders within our School;

The First Order: the Order of the Exalted Land
This is the development from a Neophyte towards the First Degree.

The Portal Grade: The Builders of the Temple.
This is the development from a First Degree Priest towards the Second Degree.

The Second Order: Order of the Exalted House
This is the Order of the Adepthood of the Priest-Magicians of the Temple. This Order is divided into three sub-divisions

The Third Order: Order of the Palace of Stars



Preparation towards the first degree

If you decide to go on with this course after this introduction semester, and your supervisor has decided that your work is to the right standard, you will be

Entering into the First Order

Every level of the Temple has a name, and the participants work in that Order towards the next step in their development.

The First Order is the group of people who are working through the rest of the 50 lessons, and this course will take you towards the First Degree Initiation. It will probably take you five years from now, depending on your discipline, talent and personal circumstances. To divide that road into measurable steps, the First Order is divided into five parts, each of ten lessons.

In the papers that are added here as an attachment, you will find the table of the different Orders of the Hermetic Order of the Temple of Starlight. You will also see the color scheme that indicates at which level somebody is working. This will give you an indication of the experience of the different participants when you attend the meetings and workshops of the Hermetic Order of the Temple of Starlight.

You will also find a description of how to make the black belt. You start working on this belt right after having finished this lesson. You add the appropriate symbols when you have finished the amount of lessons needed. When you go on with the course from this point, you enter into;

The Order of the Exalted Land

cc.proof Bestand NDQC55.pdf

MD5 hash 4920f65122c577f301a6e327e5194645



Study guide

The Order of the Exalted Land

read further in part B